

Peran ESD STB Compact (3 mm)



Description

Peran ESD STB Compact is an epoxy-based floor system that disperses static electricity. Peran ESD STB Compact gives a slip-resistant surface. It is applied in a thickness of approx. 3 mm.

Method 1: Semi-conductive coating, 10^6 - $10^9 \Omega$

Method 2: Conductive coating, 10^3 - $10^6 \Omega$


Uses

Peran ESD STB Compact is used in areas with heavy and intensive traffic where it is necessary to disperse static electricity, such as where sensitive electronic components are handled or manufactured, or in clean room environments. It is also suitable for areas where gas, solvents and explosives are handled, and in areas where there is a risk of dust explosions.

Benefits:

- Meets EN IEC 61340-5-1 requirements
- Decorative floor finish
- High scratch resistance
- Easy to clean and maintain
- Excellent wear and impact resistance
- Seamless, hygienic finish
- Abrasion resistant
- Rapid installation
- High chemical resistance

Standard colour chart




Grey 7710



Red 7720



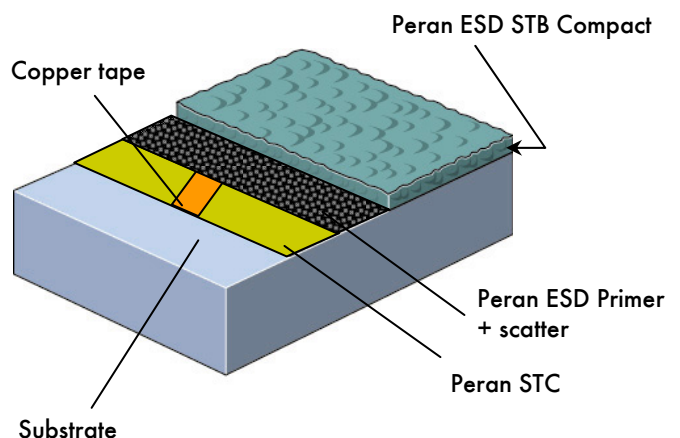
Blue 7730



Green 7740

The applied colour may differ slightly from the examples shown above. Contact our customer services for a true colour sample.

System Design



Model Specification

Product: Peran ESD STB Compact

Finish: Gloss

Thickness: 3 mm

Colour: _____

Preparatory work and application in accordance with suppliers instructions.

Supplier: Flowcrete UK Ltd.

Telephone: Customer Service +44 (0) 1270 753000

Substrate Requirements

Concrete or screed substrate should be a minimum of 25N/mm², free from laitance, dust and other contamination. The substrate should be dry to 75% RH as per BS 8204 and free from rising damp and ground water pressure. If no damp proof membrane is present Hydraseal DPM can be incorporated directly beneath the Peran ESD STB system.

Products Included in this System

Primer: Peran STC @ 0.3 kg/m²

Conductive Grid required for Method 2

Primer: Peran ESD Primer @ 0.4 kg/m²

Scatter: Peran ESD Compact Primer sand @ 0.5 kg/m²

Coating: Peran STC + Compact White (STC Filler)
@ 2.0 kg/m²

Scatter: Peran ESD STB Filler C @ 3.5 kg/m²

Topcoat: Peran STC @ 0.15 kg/m²

Detailed application instructions are available upon request.

Conductive Grid

A network of 10 mm wide, self-adhesive, conductive copper tape is required in Method 2. The copper tape must be applied directly onto the cured final coat of Peran STC and in accordance with the Application instructions. Special attention should be paid to tape areas passing over expansion or bay joints to ensure permanent electrical continuity. The applied tape matrix should be secure and fully bonded to a confirmed earth point.

Installation Service

The installation should be carried out by a Flowcrete approved contractor with a documented quality assurance scheme.

Obtain details of our approved contractors by contacting our customer service team or enquiring via our web site www.flowcrete.co.uk

Note

No resin system is totally colour fast and may change colour over time (exhibits a yellowing effect). Colour change depends on the UV light and heat levels present and hence the rate of change cannot be predicted. This is more noticeable in very light colours but does not compromise the product's physical or chemical resistance characteristics. We have endeavoured to adopt colours within our standard range which minimise this change.

Intensively coloured products (e.g. hair colorants, medical disinfectants etc.) and plasticizer migration (e.g. from rubber tyres) can lead to irreversible discoloration in the surface. Please contact our Technical Services Department for further advice.

Environmental considerations

The end product is assessed as presenting no danger to health or the environment. Seamless bonding and high surface impermeability provide significant benefits in terms of hygiene and the environment. The surface is easy to clean and requires little use of chemicals. High strength and resistance to wear ensure a long service-life and reduce the need for repairs and maintenance.

The surface provides an excellent underlay for future renovation treatment with Flowcrete Systems.

Technical Information

The figures that follow are typical properties achieved in laboratory tests at 20 °C and at 50% Relative Humidity.

Electrical Resistance	5 x 10 ⁴ – 1 x 10 ⁹ Ohms	EN IEC 61340-5-1
Reaction to fire	B _{FL} -s1	EN 13501-1
Wear Resistance	Abrasion qty < 1 cm ³	EN 13892-5
Bond Strength	> 2.5 N/mm ²	EN 13892-8
Impact Resistance	15 Nm	EN ISO 6272
Compressive Strength	> 40 N/mm ²	EN 13892-2
Flexural Strength	15 N/mm ²	EN 13892-2
Tensile Strength	10 N/mm ²	BS 6319-7
Temperature Resistance	Tolerant of sustained temperatures up to 50 °C	
Water Permeability	Nil – Karsten test. (impermeable)	
Chemical Resistance	Contact Technical Department Good resistance to tea, coffee, cola, fruit juice, soaps and bleach	
Slip Resistance	Dry >40 low slip potential	
Method described in BS 7976-2 (typical values for 4-S rubber slider)	(in accordance with HSE and UKSRG guidelines)	

The slipperiness of flooring materials can change significantly, due to the installation process, after short periods of use, due to inappropriate maintenance, longer-term wear and/ or surface contaminants (wet or dry).

Textured systems are recommended to meet slip resistance value requirements for wet conditions and/ or surface contaminants (wet or dry) - please contact our Technical Advisors for further details and specifications.

Complies with BS 8204-6/FeRFA type 6.

Speed of Cure

	10 °C	20 °C	30 °C
Light traffic	36 hrs	24 hrs	16 hrs
Full traffic	72 hrs	48 hrs	48 hrs
Full chemical cure	12 days	7 days	7 days

Aftercare - Cleaning and Maintenance

Clean regularly using a single or double headed rotary scrubber drier in conjunction with a mildly alkaline detergent. Strong solvents such as acetone and thinners etc. should not be used.

Damaged or worn coatings are best rectified by an authorised Flowcrete contractor.

Important Notes

Flowcrete's products are guaranteed against defective materials and manufacture and are sold subject to its standard Terms and Conditions of Sale, copies of which can be obtained on request.

Any suggested practices or installation specifications for the composite floor or wall system (as opposed to individual product performance specifications) included in this communication (or any other) from Flowcrete UK Ltd constitute potential options only and do not constitute nor replace professional advice in such regard. Flowcrete UK Ltd recommends any customer seek independent advice from a qualified consultant prior to reaching any decision on design, installation or otherwise.